

North Royalton Police Department

2022 Annual Report



Keith Tarase
Chief of Police

Larry Antoskiewicz
Mayor/Safety Director

2022 marked the 75th Anniversary of the North Royalton Police Department. It was a year of transition for the North Royalton Police Department as it continued to move forward after years of stagnation. Improvements were made to update and modernize an aging facility. 2022 was another challenging year with regards to staffing. A couple of sudden officer retirements left the department short-handed for most of the year. Four full-time officers were hired in 2022 to replace those officers. Despite depleted manpower, the Police Department continued to provide quality service to the residents and businesses of North Royalton. A partnership with the school district allowed the police department to add a part-time School Resource Officer in January. An agreement was reached with the North Royalton School District that will bring a full-time SRO to the elementary school in February 2023. NRPD continued to improve their equipment and technology to provide better service to the community. The Police Department was recognized for their “*Excellence in Policy and Training*” from Lexipol. Recertification with the Ohio Collaborative was also accomplished. Each officer received extensive training this year. Several agreements were made with local cities to house their prisoners in the jail. These agreements provided guaranteed bed space for a prisoner from those cities and the guaranteed revenue helped offset jail expenses.





CLASSIFICATION (Job Title)	MAXIMUM NO. OF EMPLOYEES	CURRENT NO. OF EMPLOYEES
Chief of Police	One (1)	One (1)
Captain	None (0)	None (0)
Lieutenant	Two (2)	Two (2)
Sergeant	Five (5)	Five (5)
Patrolman	Thirty Two (32)	Twenty Seven (27)
Office Manager/Confidential Secretary	One (1)	One (1)
Admin. Secretary/Clerical/Jail Custodian	Two (2)	Two (2)
Senior Animal Control Officer (full time)	One (1)	One (1)
Part-time Animal Warden	Two (2)	One (1)
Record Room Clerk (full time)	One (1)	One (1)
Jr. Record Room Clerk	One (1)	One (1)
Reserve Police Officers	Twenty Five (25)	Eight (8)
Maintenance	One (1)	One (1)
Lead Corrections Officer (full time)	One (1)	One (1)
Correction Officer (full time)	Nine (9)	Seven (7)
Correction Officer (part time)	Thirteen (13)	Four (4)
I.T. Systems Administrator	One (1)	One (1)
Clerical II (part time)	Sixteen (16)	Four (4)
Clerical III (full time)	Four (4)	Four (4)
School Resource Officer (part time)	One (1)	One (1)

Personnel

Chief of Police

Keith Tarase

Lieutenants

James Cutler

Charles Redrup

Sergeants

Daniel Waters

John Trzaska

Flo Ann Rybicki

Robert Kiel

John Stolarski

Patrol

Timothy Klein (retired 3/31/2022)

John Tressel (retired 3/31/2022)

Christopher Johnson

Jason Kimmel

Brian Hamilton

Kip MacDonald

Michael Canda

John Murphy

Steve Zahursky

Tony Malloy

Stephanie Thomas

Brett Bunge

Jasmin Coralic

Daniel McClintic w/K-9 Bear

Dean Sauer

John Montgomery

Branden Palme

Colin Gregory

Kathleen Herker

Connor Gawry

Nathan Erzen

Jonathan Curnutte

Allen Gera

Detectives

Jimmie Nubbie

Jeffrey Skoczen

Daniel Mullen

Traffic Unit

Jason Kimmel

Jared Bodak

School Resource Officers (SRO)

Alexandra Jezior

Jonathan Karl (part time)

Office Manager/Confidential Secretary

Nancy Maceyko (retired 1/31/2022)

Jayne Black

Administrative Secretary

Linda Paluscsak

Jennifer Laub

Records Room Clerk

Colleen Gross

Jr. Records Room Clerk

Lauren Rakytiak

Clerks

Kathryn King

Diane Wohlgemuth

Kelly Wynn

Michael Hurley

Susan D'Abato (part time)

Angela Love (part time)

Melissa Siembor (part time)

I.T. Systems Administrator

Brian Beals

Maintenance

Joe Coulter

Animal Control

George Stuart

Ed Tobin

Connor Donahue

Corrections

Marty Toukonen (Lead Corrections Officer)

Ben Pusateri

Jon Seegert

Lucinda Barber

Kimberly Fitch

Stephanie Morhidge

Gerald Keil

Molly Searles

Joseph Krupla (part time)

Al Gilbert (part time)

Meredith Longstreet (part time)

Michael Tulcewicz (part time)

Reserves

Larry Battaglia

John Krasniansky

Robert Bokar

Michael Maslar

George Chintella

Steve Phillips

Dennis Gunnoe

Mark Zackery

Southwest Enforcement Bureau (SEB)

Brian Hamilton

Jeffrey Skoczen

Jasmin Coralic

Alexandra Jezior

Mission Statement:

The mission of the North Royalton Police Department is to efficiently provide quality police service to our community by promoting a safe environment through a police-citizen partnership, with an emphasis on mutual trust, integrity, fairness, and professionalism.

Core Values

Honor

Courage

Compassion

Common Sense

Dignity

Loyalty

Respect

Fairness

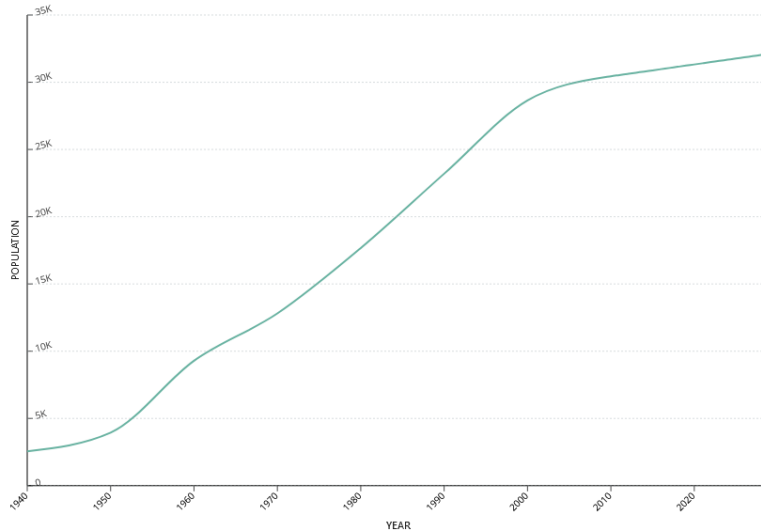
These are not just words for us. They represent the values we believe in. They are the core of our entire operation. As leaders of the community we will perform our duties with the utmost fairness and respect for all citizens. We will be loyal to our mission and to the community we serve. We will protect and defend the rights of all citizens with dignity, honor, and compassion. We will have the courage to do what is right and to stand against what is wrong, while always applying common sense to the difficult decisions we must make.

Demographics

North Royalton, Ohio Population 2023

North Royalton, Ohio Population 2023

31,586



North Royalton is a city located in [Cuyahoga County Ohio](#). With a 2023 population of **31,586**, it is the **48th largest city in Ohio** and the **1454th largest city in the United States**. North Royalton is currently growing at a rate of **0.28%** annually and its population has increased by **0.84%** since the most recent census, which recorded a population of **31,322** in 2020. Spanning over 21 miles, North Royalton has a population density of 1,483 people per square mile.

The average household income in North Royalton is \$96,137 with a poverty rate of 4.84%. The median rental costs in recent years comes to - per month, and the median house value is -. The median age in North Royalton is 42.7 years, 39.9 years for males, and 45.2 years for females.

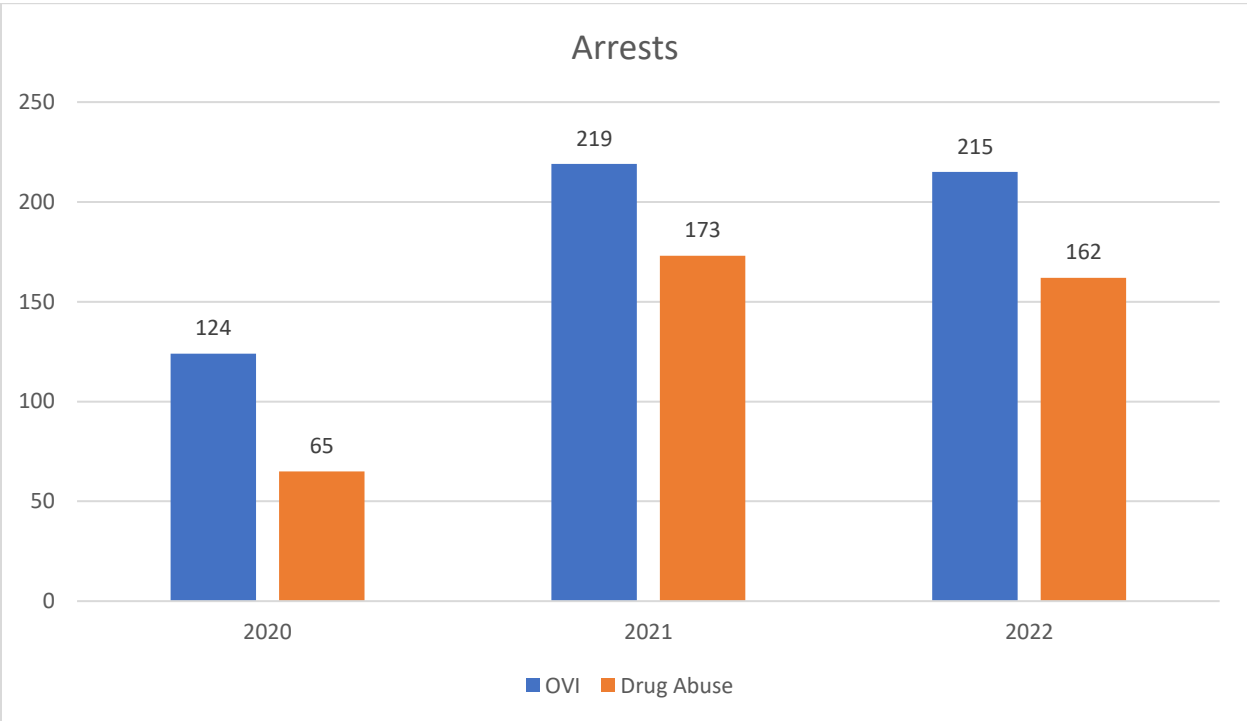
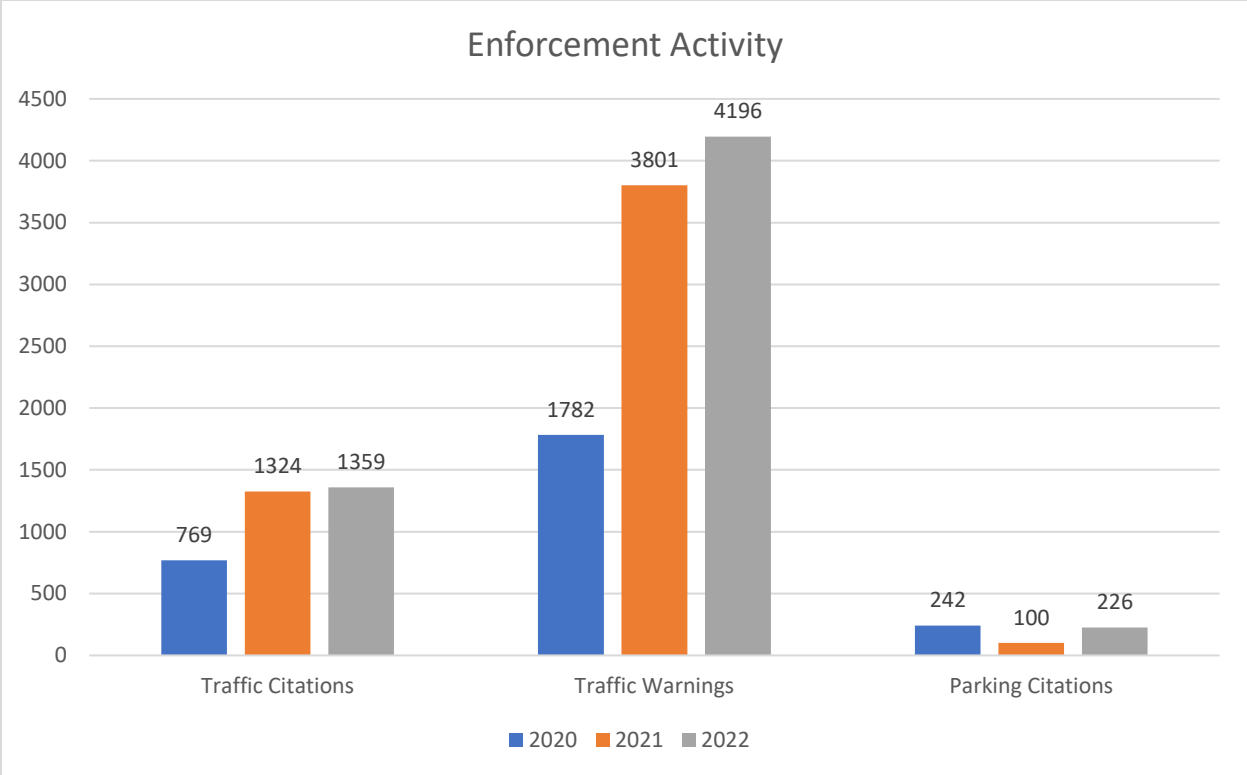
North Royalton Demographics

According to the most recent ACS, the racial composition of North Royalton was:

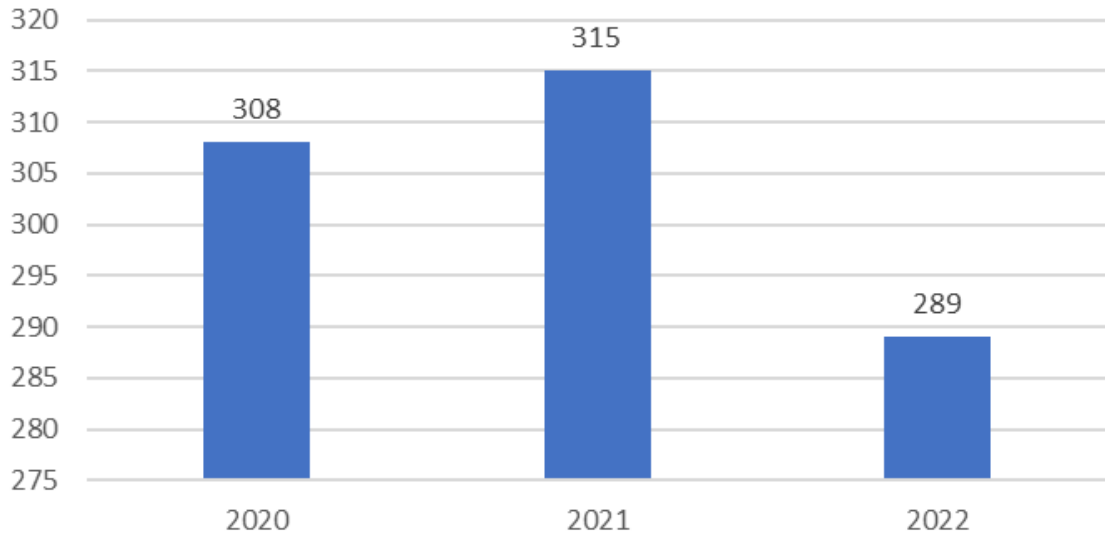
- White: 89.32%
- Asian: 4.7%
- Two or more races: 2.84%
- Black or African American: 2.81%
- Native American: 0.21%
- Other race: 0.12%
- Native Hawaiian or Pacific Islander: 0%

State	Ohio
County	Cuyahoga County
Land Area (mi ²)	21.3 sq mi
Density (mi ²)	1,482.50/sq mi
Growth Rate	0.28% (88)
Growth Since 2020	0.84% (264)
Rank in State	48th
Rank in Country	1454th

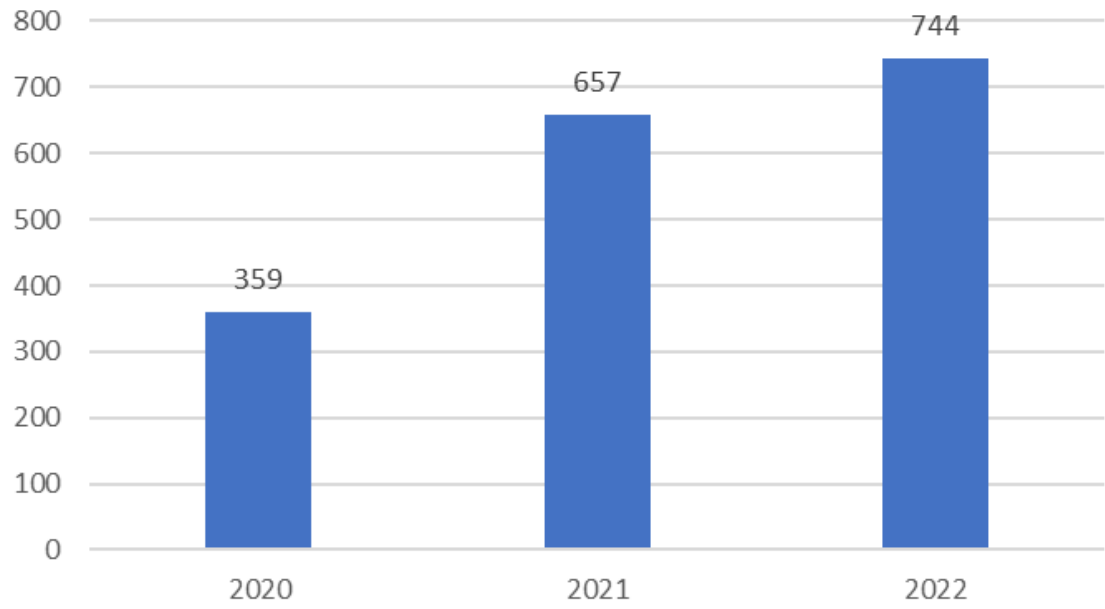
The current population of North Royalton, Ohio is **31,586** based on our projections of the latest US Census estimates. The last official US Census in 2020 recorded the population at **31,322**.



Accident Reports



Vehicles Towed



Administrative Review-Biased Based Policing & Racial Profiling 2022

Review

Continuing to build on 2021's work, a review of patrol operations and complaints for the calendar year 2022 shows that once again, NRPD officers were not subject to any complaint of biased based policing.

All current department personnel continue to complete monthly Daily Training Bulletins (DTB's) related to Biased Based Profiling through the Lexipol system. The policy, issued on April 15th, 2019 has also been issued to, read, and acknowledged receipt of by our three (3) newly appointed officers, also through the Lexipol system.

All Patrol officers, Sergeants, and Traffic Unit officers continue to use their assigned Body Worn and In Car Cameras per Policy 422 and are recording their traffic stops and public interactions with them. Sergeants and OICs are also using the cameras to record interactions with citizens making formal complaints against officers. As noted above, none of the complaints made against officers in 2022 alleged Bias Based Policing.

The Department's Written Warning slips were updated in 2020 to include information related to Biased Based Policing. The CAD entry of the slips was the responsibility of the Clerks, who were given several reminders regarding complete entry. The number of incomplete entries was down significantly in 2022, roughly 20 per month compared to 2021, when there was a significant issue with the incomplete entries.

Synopsis of Data

In calendar year 2022, the North Royalton Police Department issued 1,359 traffic citations, compared to 1,324 citations in 2021, 769 citations in 2020 and 973 citations in 2019. Officers issued 4,196 written warnings in 2022, compared to 3,801 written warnings in 2021, 1,782 written warnings in 2020 and 2,188 in 2019. These numbers show a bounce back from the Covid-19 pandemic. While the number of citations issued increased only slightly, there were approximately 400 more written warnings issued, indicating that the number of traffic stops and citizen interactions increased in 2022 by approximately 450 encounters. Consideration of these numbers must also include that there were two (2) new officers added to the streets during 2022 and that we have a significant portion of the Department (40%) with under 5 years of service, who are more likely to engage in aggressive traffic enforcement. These numbers

show no indication of bias toward any one group, as the percentages fairly well mimic the percentages of each group's representation in the population of the City of North Royalton. See attached 2022 Traffic Stop Break Down (Attached)

2022

RACE/SEX	WRITTEN WARN	%	CITE ISSUED	%
Caucasian/Male	2224	53.00%	825	60.71%
Caucasian/Female	1323	31.53%	297	21.85%
African-American/Male	325	7.75%	140	10.30%
African-American/Female	193	4.60%	70	5.15%
Hispanic/Male	8	0.19%	5	0.37%
Hispanic/Female	1	0.02%	0	0.00%
Indian/Male	37	0.88%	7	0.52%
Indian/Female	24	0.57%	3	0.22%
Asian/Male	12	0.29%	3	0.22%
Asian/Female	2	0.05%	0	0.00%
Unknown/Male	27	0.64%	8	0.59%
Unknown/Female	20	0.48%	1	0.07%
TOTAL	4196		1359	

2021

RACE/SEX	WRITTEN WARN	%	CITE ISSUED	%
Caucasian/Male	1961	51.59%	770	58.16%
Caucasian/Female	1323	34.81%	361	27.27%
African-American/Male	206	5.42%	108	8.16%
African-American/Female	125	3.29%	50	3.78%

Hispanic/Male	0	0%	0	0%
Hispanic/Female	0	0%	0	0%
Indian/Male	5	0.13%	1	0.07%
Indian/Female	4	0.10%	0	0%
Asian/Male	48	1.26%	13	0.98%
Asian/Female	23	0.60%	7	0.53%
Unknown/Male	73	1.92%	12	0.91%
Unknown/Female	33	0.87%	2	0.15%
TOTAL	3801		1324	

2020

RACE/SEX	WRITTEN WARN	%	CITE ISSUED	%
Caucasian/Male	947	53.14%	431	56.05%
Caucasian/Female	583	32.72%	252	32.77%
African-American/Male	96	5.39%	46	5.98%
African-American/Female	57	3.20%	24	3.12%
Hispanic/Male	0	0%	0	0%
Hispanic/Female	0	0%	0	0%
Indian/Male	3	0.17%	0	0%
Indian/Female	2	0.11%	0	0%
Asian/Male	19	1.07%	6	0.78%
Asian/Female	9	0.50%	1	0.13%
Unknown/Male	41	2.30%	5	0.65%
Unknown/Female	25	1.40%	4	0.52%
TOTAL	1782		769	

RECOMMENDATIONS

Historically, the North Royalton Police Department has been diligent about strict enforcement of motor vehicle and traffic violations, and continues to do so. Officers should continue to carry out this Mission with continued thorough documentation, utilizing the technology and training that has been provided to them. Further recommendations that will allow this Mission to move forward include:

1. Continued monitoring of the officers by the Sergeants for any indication of a pattern or practice of Biased-Based Policing and immediate corrective measures such as counseling and/or discipline if warranted.
2. Continued use and monitoring of the in-car and mobile camera systems for indications of a pattern or practice of Biased—Based policing, including review of any allegations of improper Policing.
3. Continued Bias Awareness training as needed, particularly for the newly appointed officers.
4. Continued proper documentation of traffic stops by both the officer, dispatch, and the clerks. Proper review of such documentation by the Sergeant/OIC, and second party checker in the Clerk's Office to reduce the number of unknown parties.
5. Continued education of the public, through bulletins, social media posts, and through the North Royalton City Schools to educate the public on what actions we are taking, or to fill the immediate need for information in the event of a serious situation.
6. Review of this report by the officers of the Department to see not only where things stand, but where they are headed, as well as to address the results and recommendations.

CONCLUSIONS

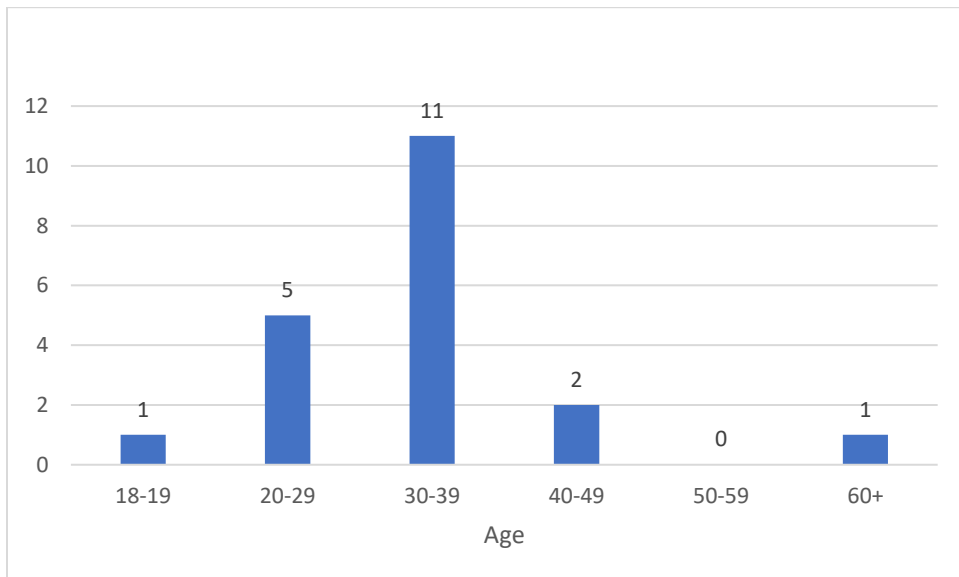
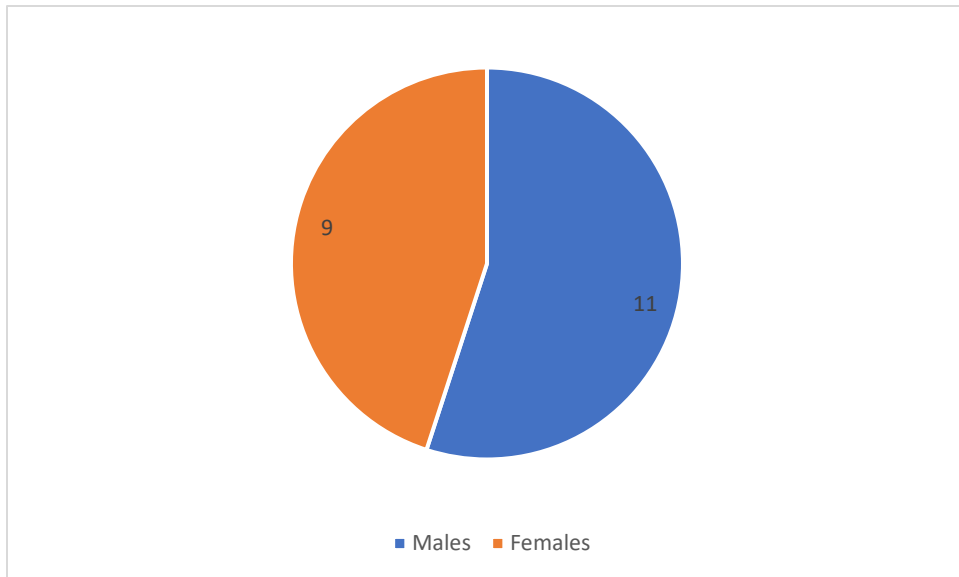
As noted previously in this report, the officers of the North Royalton Police Department are diligent regarding strict enforcement of traffic and motor vehicle violations within the City of North Royalton regardless of a person's demographics. Despite strict enforcement, there was not one formal complaint of improper conduct by an officer toward a citizen on the basis of race or gender filed with the Department in the calendar year 2022. Officers continue to diligently enforce traffic and motor vehicle violations in the face of unprecedented public hostility toward law enforcement in general in a courteous, ethical, and professional manner.

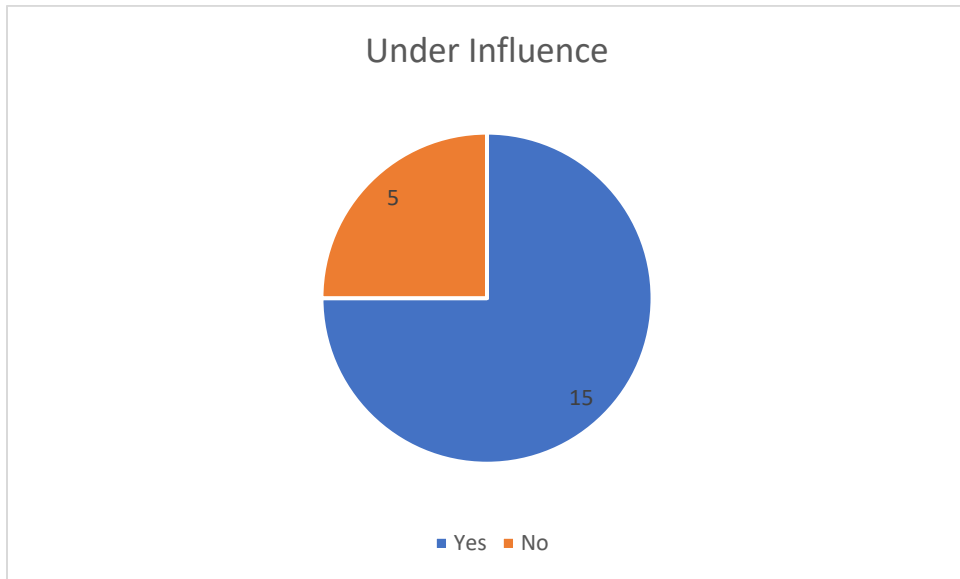
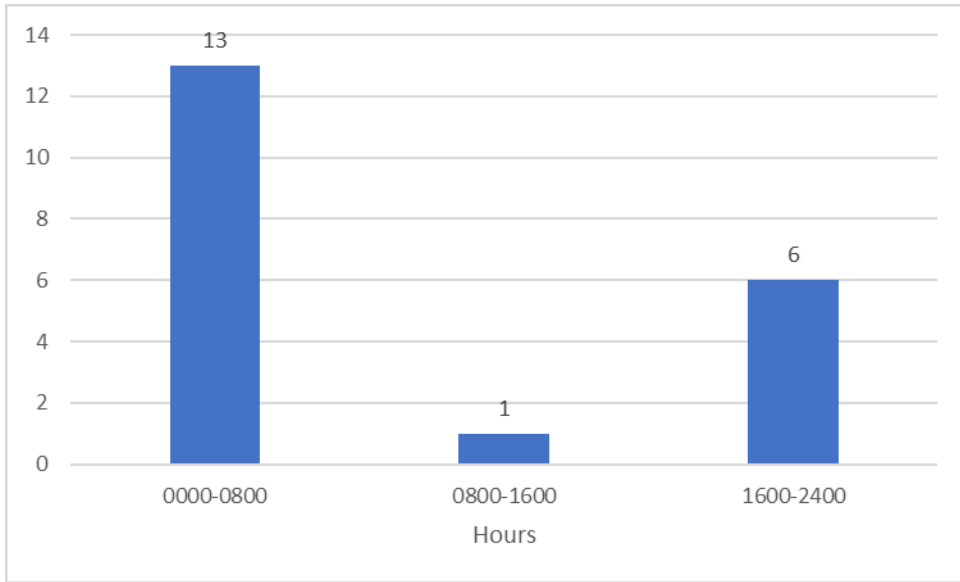
INCIDENT REPORTS

	2020	2021	2022
Homicide	0	2	1
Rape	2	4	4
Robbery	2	2	0
Burglary	12	5	12
Theft	56	44	141
Auto Theft/Unauthorized Use	7	11	14
Kidnapping	0	0	0
Assaults	10	18	30
Menacing/Stalking	5	5	23
Harassment	8	11	22
Arson	1	0	1
Fraud	23	23	44
Receiving Stolen Property	0	0	8
Criminal Damage/Mischief	7	9	19
Weapons Offenses	3	4	14
Sex Offenses	9	12	20
Drug Offenses	18	69	155
Domestics	25	44	247
Child Abuse	1	2	1
Child Neglect	3	3	0
Misc. Juvenile Complaints	35	57	69
Missing Persons	1	9	5
DOA/Suicide	15	15	51
Trespass	5	7	11
Traffic Related	9	56	112
Alcohol Related	0	46	194
Disorderly	6	9	18
Miscellaneous	17	26	85
Breaking & Entering	4	3	1

USE OF FORCE SUMMARY

In 2022 the North Royalton Police Department had 20 Use of Force Reports. There were 19 arrests. Three offenders were injured (all minor scrapes). One officer was injured (minor bruise). There does not appear to be any trends in the use of force by members. There are no additional training, equipment or policy revisions recommended at this time.





TRAINING SUMMARY

Here are the training highlights from 2022:

32 of the 36 full-time officers completed Crisis Intervention Training (CIT), a 40-hour course put on by the ADAMHS Board of Cuyahoga County. The County paid \$150.00 per day per officer attending the training, resulting in \$24,000.00 being collected by the City for the training. The 3 newer officers and part-time SRO are scheduled to attend CIT in early April 2023. Any new hires after that will attend the training as available.

All 36 full-time and 1 part-time SRO completed 24 hours of state mandated Continuing Professional Training (CPT) in covering topics such as: Legal Updates (4 hours) Use of Force (4 hours) Responding to Mental Health Crisis (4 hours) Diversity-Building Trust and Mutual Respect (4 hours) Domestic Violence (4 hours) and Responding to Sexual Assault (4 hours) The state is again mandating 24 hours of CPT in 2023 for all sworn officers

Between the tail end of 2021 and through 2022, 24 full-time officers who are primarily assigned to patrol attended an 8-hour Advanced Emergency SUV/Night Time Operations course at Tri-C West. There was generally positive feedback regarding this training as many stated that it taught them some new things regarding operating an SUV. The remaining 4 officers and part-time SRO will complete the course in early 2023, as well as any new hires.

At the end of the year approximately 15 officers from the Police Department along with the Fire Department jointly engaged in a Rescue Task Force Drill (RTF) overseen by Southwest Enforcement Bureau (SEB) trainers and the Cuyahoga County Office of Emergency Management (CCOEM) at the new North Royalton Elementary School. In the course of this training, Det. Skoczen and Ptl. Coralic ran their first RTF Drill as Instructors, and will be able to continue supervising these drills going forward.

Below are the number of hours each officer in the Department trained:

Chief Tarase	272.05 hours
Lieutenant Cutler	114.05 hours
Lieutenant Redrup	73.75 hours
Sergeant Waters	211.75 hours
Sergeant Trzaska	72.25 hours
Sergeant Rybicki	99.50 hours
Sergeant Kiel	94.05 hours
Sergeant Stolarski	241.45 hours
Patrolman Johnson	77.15 hours
Patrolman Kimmel	117.55 hours
Patrolman Hamilton	113.75 hours

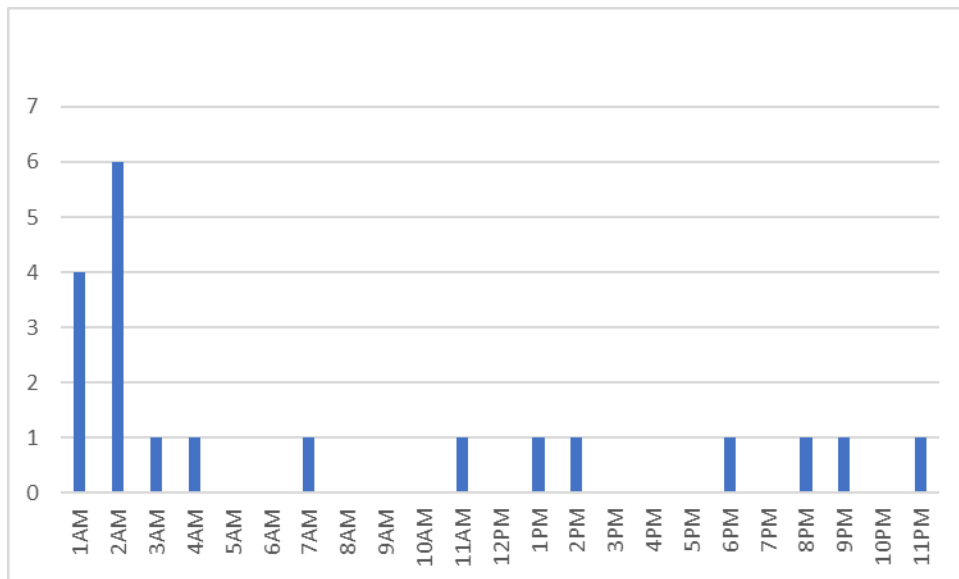
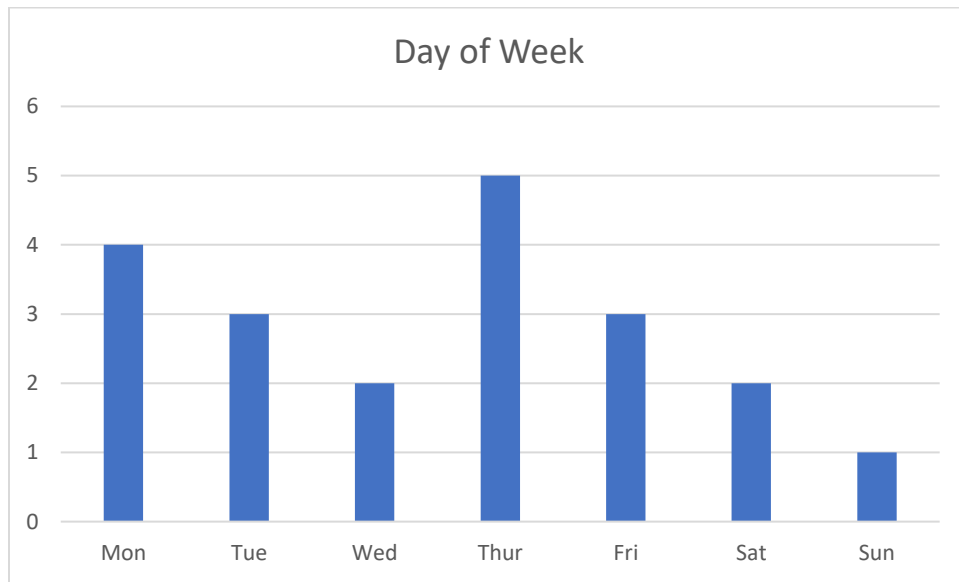
Patrolman MacDonald	117.65 hours
Patrolman Canda	64.50 hours
Patrolman Murphy	72.70 hours
Patrolman Bodak	91.95 hours
Patrolman Zahursky	78.40 hours
Patrolman Nubbie	220.35 hours
Patrolman Skoczen	94.95 hours
Patrolman Mullen	289.75 hours
Patrolman Malloy	64.25 hours
Patrolwoman Thomas	187.80 hours
Patrolman Bunge	69.55 hours
Patrolman Coralic	159.55 hours
Patrolman McClintic	92.60 hours
Patrolman Sauer	72.50 hours
Patrolman Montgomery	110.65 hours
Patrolwoman Jezior	266.25 hours
Patrolman Palme	93.80 hours
Patrolman Gregory	162.65 hours
Patrolwoman Herker	136.75 hours
Patrolman Gawry	101.70 hours
Patrolman Erzen	105.75 hours
Patrolman Curnutte	33.40 hours
Patrolman Gera	30.40 hours
Patrolman Donahue	14.00 hours
Patrolman Lyashko (resigned)	27.50 hours
Patrolman Karl part-time SRO	61.95 hours

TOTAL 4304.60 hours

As you can see, with just over 4300 hours of training, that means the Department is short one officer for almost six months out of the year in order to complete this training.

VEHICLE PURSUIT SUMMARY

In 2022 the North Royalton Police Department was involved in 20 vehicle pursuits. Eight of the pursuits were terminated, five resulted in crashes with 1 injury. Vehicle pursuits are reviewed by the immediate supervisor. It was determined that all of the pursuits complied with the pursuit policy.

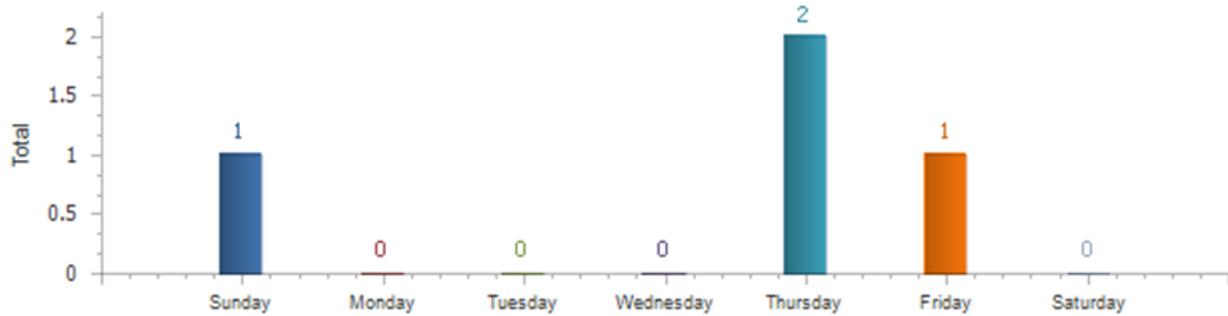


K-9 SUMMARY

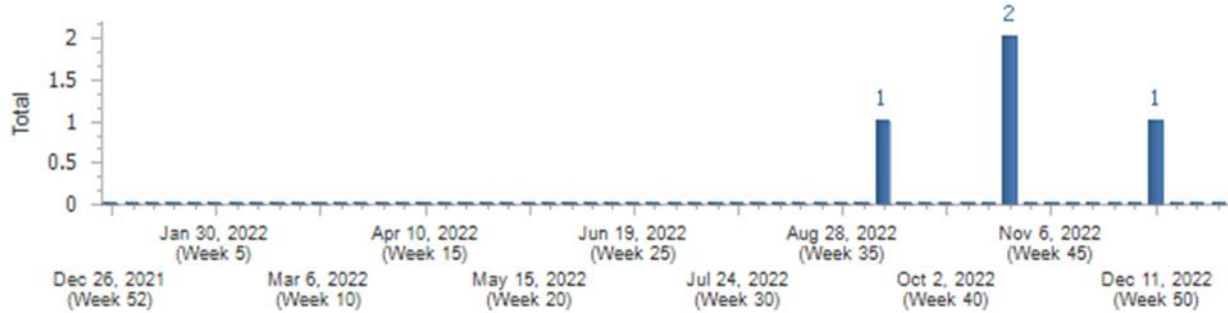
Deployments

Officer Name & Duty Assignment	DETECTION				PATROL			
	Deployments	Search Areas	Indications	Seizure Incidents	Deployments	Arrests With Bites	People Found	Bite Ratio
Daniel McClintic (Patrol - K9)	2	2	2	3	2	0	1	0%

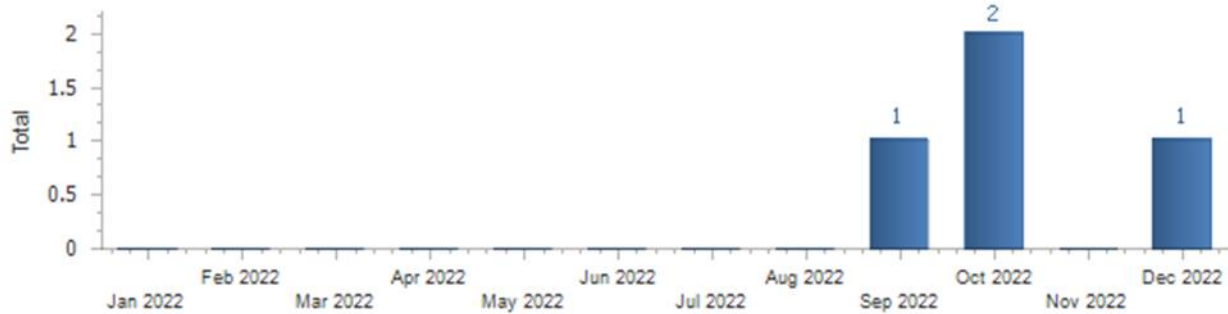
Deployments By Day Of Week



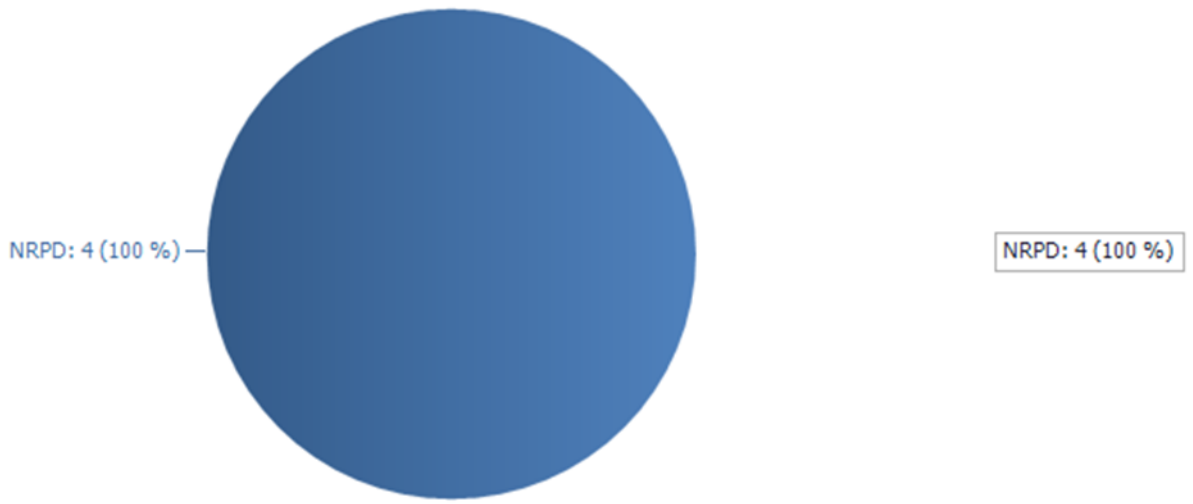
Deployments By Week



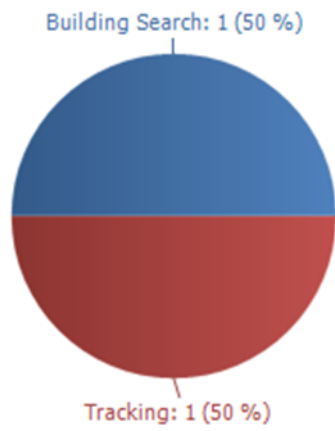
Deployments By Month



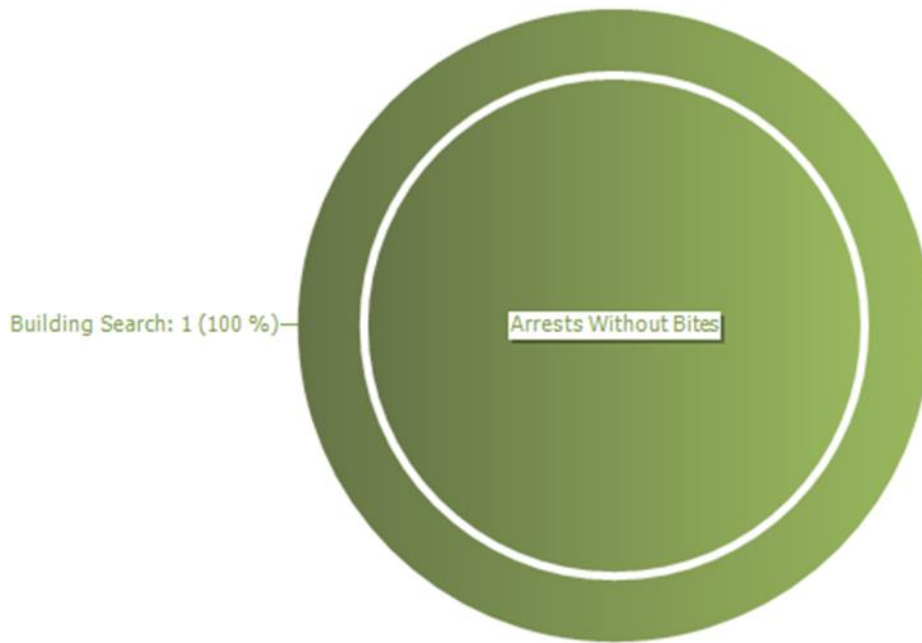
Top 25 Requesting Agencies



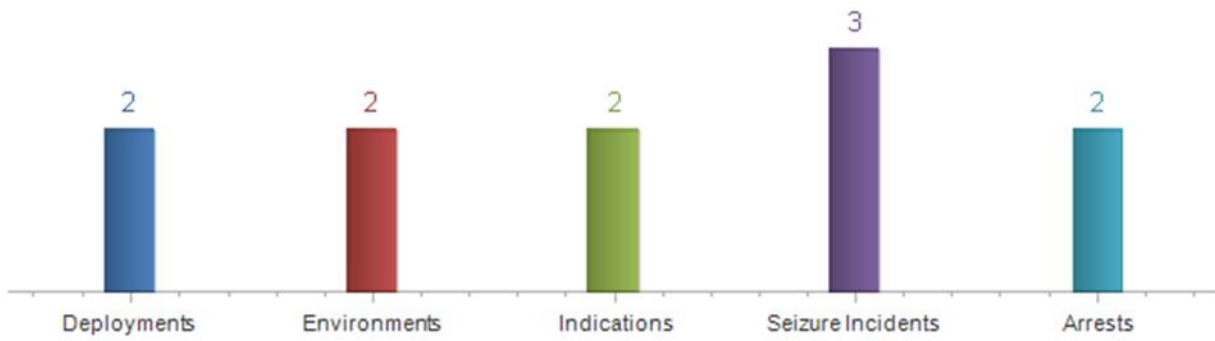
Patrol Types



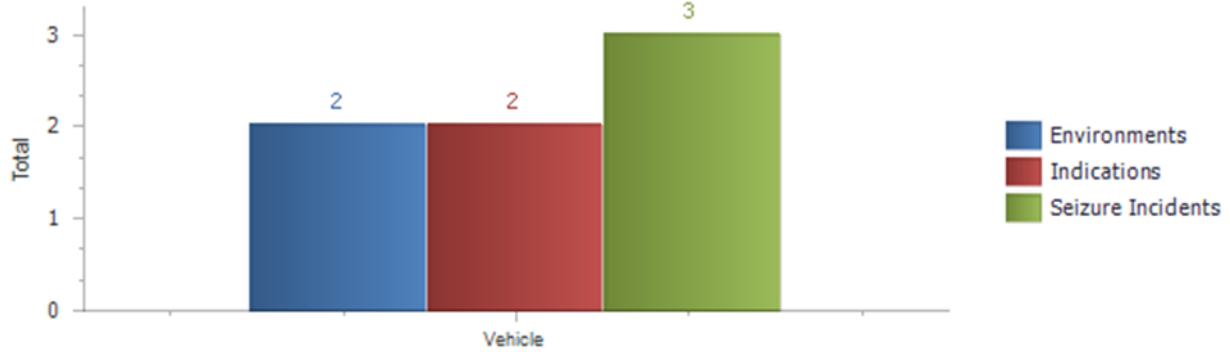
Outcomes For 1 People Found



Detection Statistics



Detection Environments



Drug Indications



Packaging Around Drugs

Mason Jar: 1 (33%) Tinfoil Wrapper: 1 (33%) Small Plastic Bag: 1 (33%)

Training

Officer	Department	Events Attended	Total Time (Hours)	Detection Exercises	Patrol Exercises
Daniel McClintic	North Royalton	18	144	12	23

Overview

Total Training Time:	144.0 hours	Total Event Duration:	144.0 hours
Events Attended:	18	Avg. Event Time:	8.0 hours
Events With Training:	18	Performed Detection Exercises:	23
Performed Detection Exercises:	12	Performed Patrol Exercises:	23
Classes Attended:	0	Total Class Duration:	0.0 hours

Animal Control Division

Animal Totals

Number of calls received directly by Animal Control = 2123

Number of calls to the Dispatch Center for animal incidents = 381

Number of times Animal Control was on scene for a call = 923

Number of "walk-ins" at Animal Control = 236

Total donations/adoptions = \$441.00

Total amount from transmittals sent to Finance = \$1,496.00

Dog bite reports completed = 8

Total domestic animals impounded = 181

Total wild animals impounded = 242

Total dead small animals picked up = 503

Total dead deer picked up = 144

Total number of times traps were loaned to residents (city traps) = 52

Total lost and found animal reports taken = 94

Total animal exemptions issued = 10

Total number of complaints Animal Control received = 335

Citations issued by Animal Control = 8 (7 issued for running at large)

ANIMAL IMPOUND INFORMATION

ANIMAL #'S	Jan	Feb	Mar	Apr	May	Jun	Jul	Aug	Sept	Oct	Nov	Dec
Dog	8	3	3	4	8	6	9	12	11	3	12	5
Cat	9	3	20	14	14	10	6	6	6	1	4	5
Raccoon	2	6	12	16	17	13	35	13	14	10	3	5
Skunk			2	3	1	2		2	1	1	3	
Opossum		2	3		1	1	3	2	3	2		
Groundhog					1	4		1	4			
Deer	1				2							1
Coyote/Fox				1								
Squirrel/Cmunk						11	3	1	2		2	
Rabbit							1	2				
Geese/Duck			1				1	2				
Small Birds	2				2			2		2		
Bats									1			
Reptiles			1			6	1					
Other			1			1				1	1	

Total above returned to owner = 98

Total above adopted into new homes = 11

Total above transferred to another facility or rescue adopted = 25

Total above euthanized at Animal Control = 168

JAIL SUMMARY

Prisoners Processed for December 2022		Revenue for December 2022	
Number of outside agency prisoners processed for the month	118	Billing amount to outside agencies for the month	35,811.64
Number of outside agency prisoners processed for the year	1266	Billing amount to outside agencies for the year	405,349.98
Number of outside agency prisoners processed in 2018 (year to date)	772	Billing amount to outside agencies in 2018 (year to date)	117,408.21
Number of outside agency prisoners processed in 2019 (year to date)	757	Billing amount to outside agencies in 2019 (year to date)	122,611.41
Number of outside agency prisoners processed in 2020 (year to date)	662	Billing amount to outside agencies in 2020 (year to date)	116,476.72
Number of outside agency prisoners processed in 2021 (year to date)	1218	Billing amount to outside agencies in 2021 (year to date)	262,907.23
Number of Self-Pay prisoners processed for the month	4	Amount of Self-Pay generated for the month	3,510.00
Number of Self-pay prisoners processed for the year	65	Amount of Self-Pay generated for the year	45,680.00
Number of Self-Pay prisoners processed in 2018 (year to date)	197	Amount of Self-Pay generated in 2018 (year to date)	96,380.00
Number of Self-Pay prisoners processed in 2019 (year to date)	186	Amount of Self-Pay generated in 2019 (year to date)	93,760.00
Number of Self-Pay prisoners processed in 2020 (year to date)	65	Amount of Self-Pay generated in 2020 (year to date)	34,635.00
Number of Self-Pay prisoners processed in 2021 (year to date)	56	Amount of Self-Pay generated in 2021 (year to date)	36,000.00
Number of NR juveniles processed for the month for status offenses	0	Total amount of revenue generated for the month	39,321.64
Number of NR juveniles processed for the month for delinquent offenders:	8	Total amount of revenue generated for the year	451,029.98
Number of NR juveniles processed for the month for OVI:	0	Total amount of revenue generated in 2018 (year to date)	215,048.91
Number of NR juveniles processed for the month for Underage Consumption	0	Total amount of revenue generated in 2019 (year to date)	217,465.91
Total number of NR juveniles processed for the month	8	Total amount of revenue generated in 2020 (year to date)	151,111.72
Number of NR juveniles processed for the year for status offenses	0	Total amount of revenue generated in 2021 (year to date)	298,907.23
Number of NR juveniles processed for the year for delinquent offenders:	10		
Number of NR juveniles processed for the year for OVI:	2		
Number of NR juveniles processed for the year for Underage Consumption:	1		
Total number of NR juveniles processed for the year	13		
Number of North Royalton adult prisoners processed for the month	65		
Average length of stay for each North Royalton arrest for the month	40.75 hours		
Number of North Royalton prisoners processed for the year	790		
Number of North Royalton prisoners processed in 2018 (year to date)	994		
Number of North Royalton prisoners processed in 2019 (year to date)	634		
Number of North Royalton prisoners processed in 2020 (year to date)	494		
Number of North Royalton prisoners processed in 2021 (year to date)	759		
Total number of prisoners processed for the month	187		
Total number of prisoners processed for the year	2121		
Total number of prisoners processed in 2018 (year to date)	1963		
Total number of prisoners processed in 2019 (year to date)	1577		
Total number of prisoners processed in 2020 (year to date)	1221		
Total number of prisoners processed in 2021 (year to date)	2030		

SOCIAL MEDIA

In 2022 the task of producing Facebook content was given to Lt. Redrup. Lt. Redrup took the assignment and ran with it. He has produced some of the best content on our platform since it began. He introduced Cobalt the Elf and his antics to our followers, poked fun at police officers and firemen, promoted the Department and City, and provided valuable information.



Due to a nationwide staffing shortage, any kid dressed like a cop on Halloween will be required to pick up a shift.



FACEBOOK

Reach

Compare your reach from this period to the previous one.

See more about your content performance

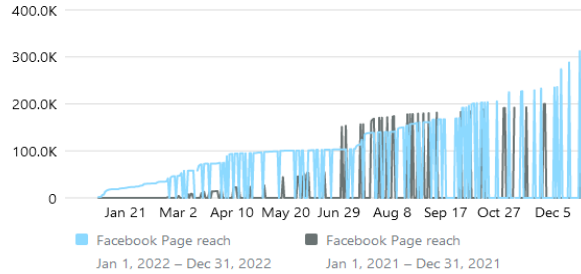
Facebook Page reach ⓘ

315,098 ↑ 45.6%

Instagram reach ⓘ

1,565 ↑ 23.8%

Daily Cumulative



Ways to help grow your reach

Post frequently and consistently

Posts ⓘ

257 ↑ 21.8%

Stories ⓘ

0 0%

Create post

Improve engagement for your content

These insights are based on your most recent posts and stories.

Median post reactions, comments and shares ⓘ

76 ↑ 3.00%

Median story reactions, replies and shares ⓘ

--

See tips to help improve your content

Try reaching more people with an ad

Facebook Page ⓘ

paid reach

0 0%

Create ad

Audience ⓘ

See audience report

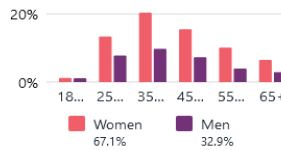
Facebook Page followers ⓘ

10,941

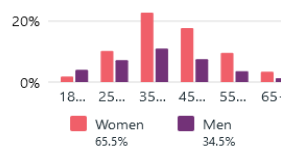
Instagram followers ⓘ

1,077

Age & gender ⓘ



Age & gender ⓘ



Messaging

See more about your messaging performance

Messaging conversations started ⓘ

32 ↑ 1.00%



New messaging connections ⓘ

8 ↓ 76.5%



Approximate earnings from messaging conversations ⓘ

\$0.00 0%

Orders from messaging conversations ⓘ

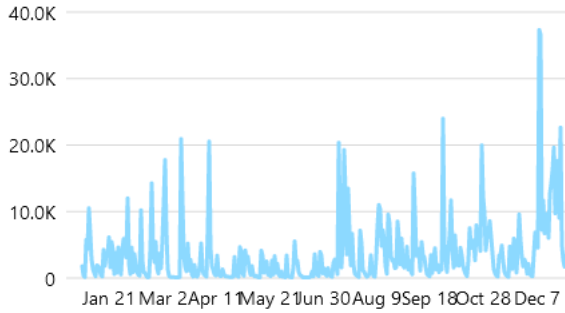
0 0%

Reach

Export

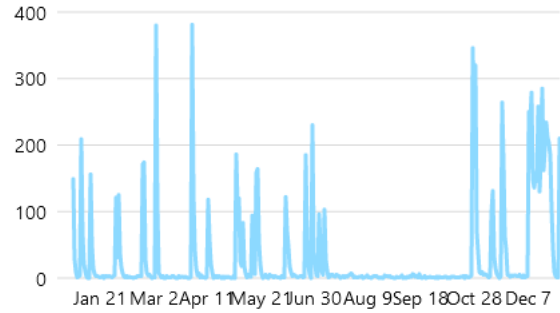
Facebook Page reach ⓘ

315,098 ↑ 45.6%



Instagram reach ⓘ

1,565 ↑ 23.8%

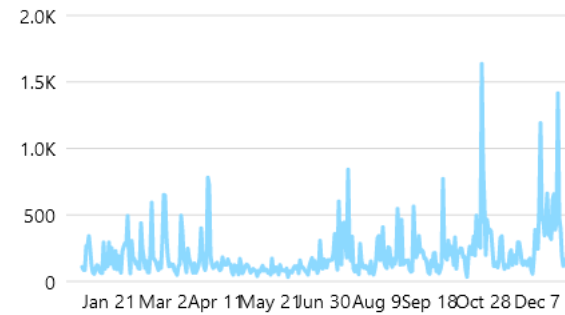


Page and profile visits

Export

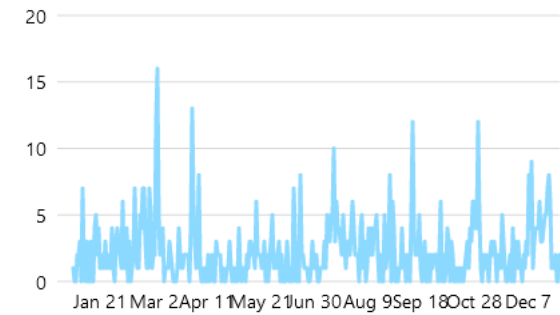
Facebook Page visits ⓘ

73,429 ↑ 143.1%



Instagram profile visits ⓘ

829 ↑ 13.3%

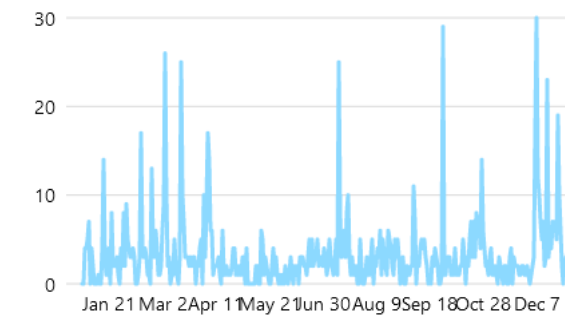


New likes and follows

Export

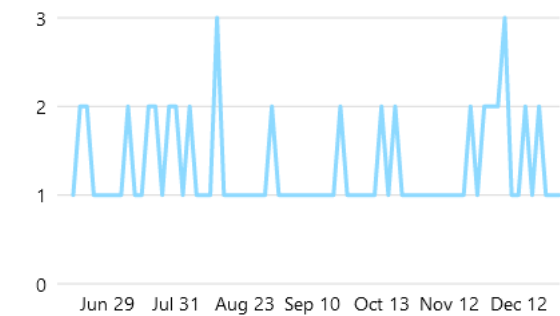
Facebook Page new likes ⓘ

1,184 ↑ 19.6%



New Instagram followers ⓘ

94



Audience

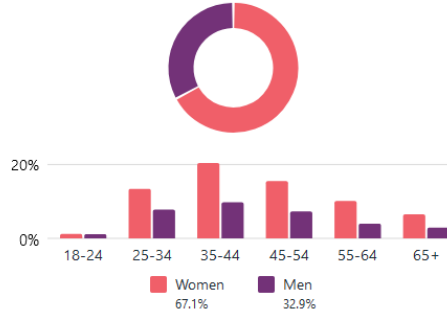
Export

Current audience Potential audience

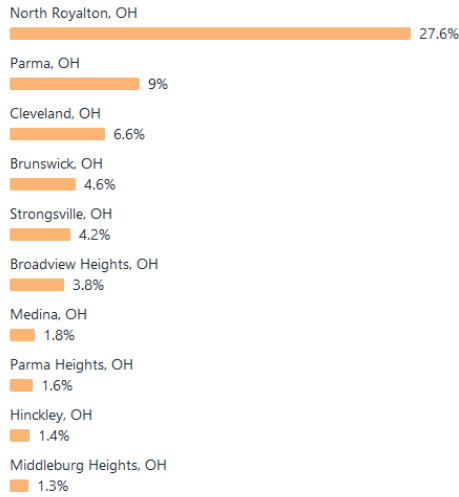
Facebook Page followers

10,941

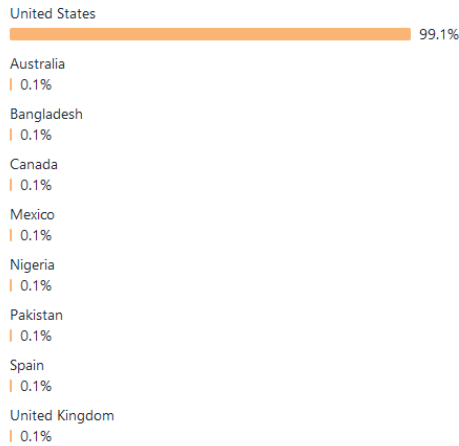
Age & gender



Top cities



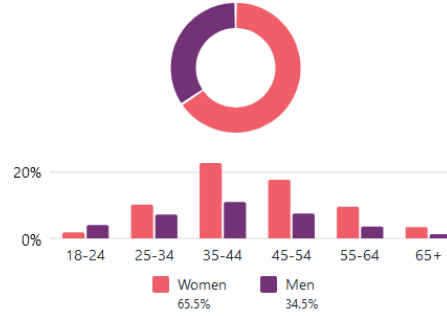
Top countries



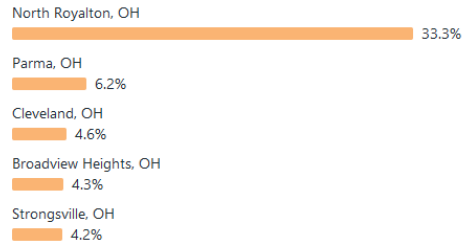
Instagram followers

1,076

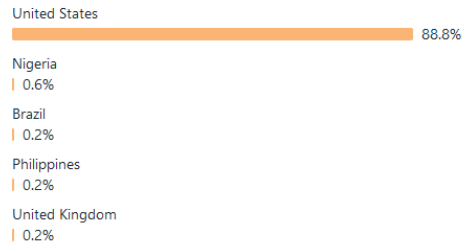
Age & gender



Top cities



Top countries



TWITTER

